

Foxglove Beardtongue

(*Penstemon digitalis*)

Plant Spacing

14"-18"

Moisture

Dry, moist, wet

Soil Type

Loam, sand

Light

Full sun / part shade

Additional care notes: Prefers well drained soils. Drought tolerant.

Flowering Time

June - July

Peak Flowering

June

Flower Type

Individual flowers

When asked to count flowers on your data sheet, you will count each individual tubular flower.



Initial Growth



Flower Buds



Flowering




Seed




Wildlife Benefits

Host plant for:



Common Buckeye
(*Junonia coenia*)
caterpillar



The Pink Streak
Moth
(*Dargida
rubripennis*)
caterpillar




Baltimore Checkerspot
(*Euphydryas phaeton*)
caterpillar



Confused Hapola
(*Haploa confusa*)
caterpillar

Supports specialist bees:



Beardtongue Scraper
Bee
(*Osmia distincta*)

Attracts:



Hummingbirds

Planting Guidelines and Surveys

Throughout this experiment, you'll be collecting data about the plants you've received and the pollinators that interact with them. But first, we'd like to understand the location where you're hosting your plants.

1. Follow the planting guidelines below to get your plants in the ground.
2. Once your plants are in the ground, fill out the 'Planting Conditions' survey in Survey123
3. Submit weekly plant and pollinator data using the 'Timed Count' survey in Survey123

Planting Guidelines

Weeding:

- **Before planting:** Remove weeds in a 4 inch diameter around where the plant will go.
- **After planting:** Weed as necessary to maintain room for the plant to grow.

Planting:

1. Dig a hole 2-3 times the width and just slightly deeper than your plant's roots.
2. If your plant is root-bound (i.e. the roots have formed a dense, tangled mass), loosen or tear some of the roots to allow them to grow out into the soil.
3. Place the plant in the hole and backfill with the existing soil - do not add special soils or fertilizers.
4. Press the soil gently around the plant to "put it to bed".
5. Plants should be spaced 12-18 inches away from each other.

Watering:

1. Water your new plant immediately after planting in the ground.
2. Water around the base of the plant, not from above, until the soil is moist but not soggy.
3. **First 6 weeks:** Water your plants if there is no rain for 3 days.
4. **After 6 weeks:** Your plants should not require watering unless there is a long period (2+ weeks) of no rain.